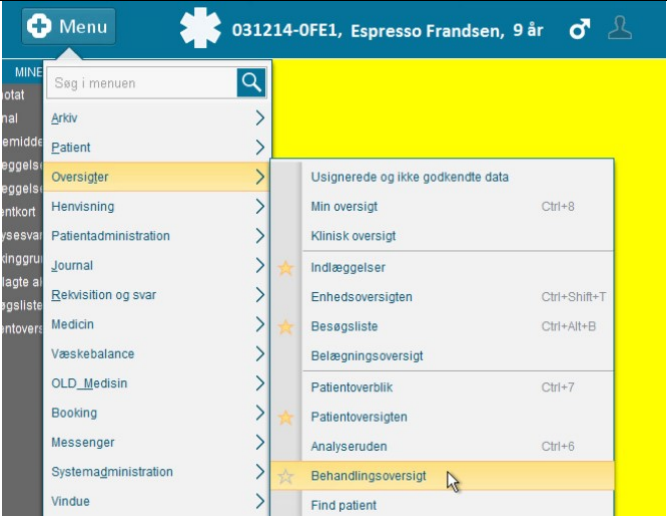
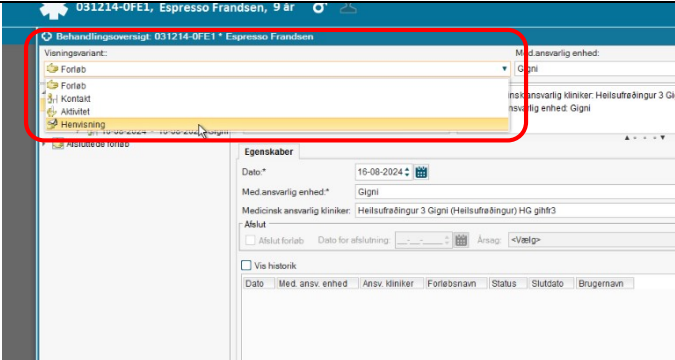
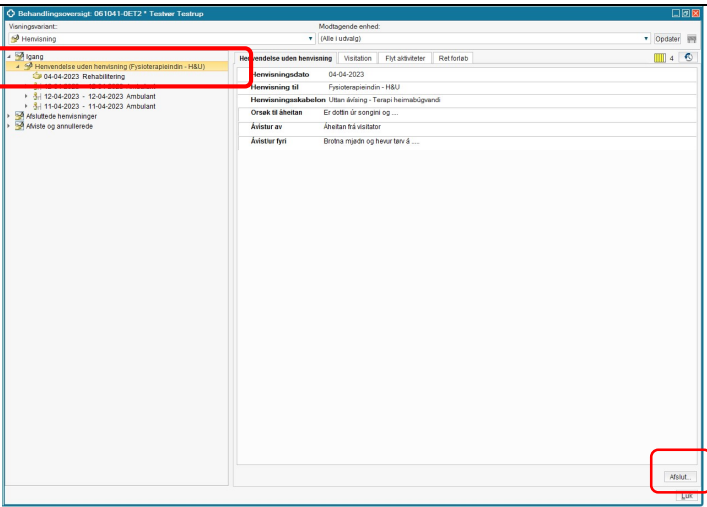
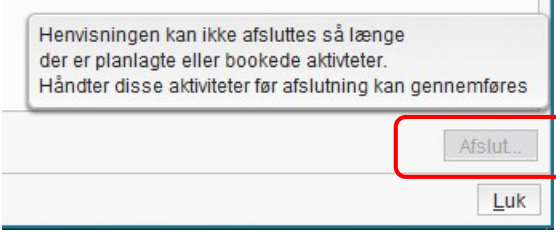
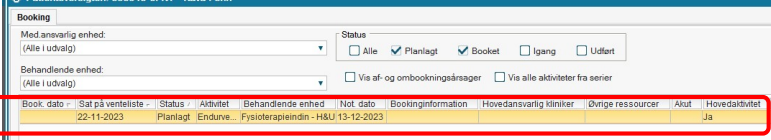
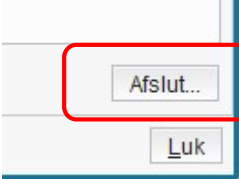
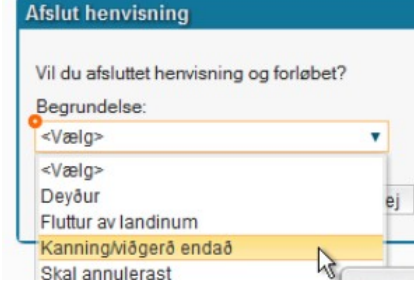
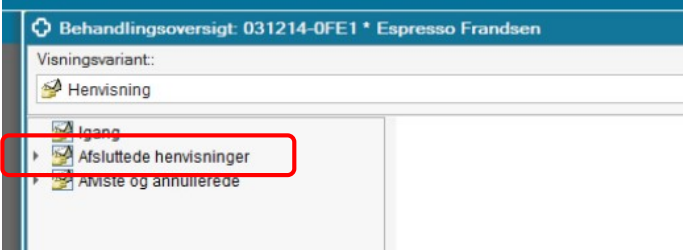


STIG	SKÍGGJAMYND
<p>Leita borgarin fram</p> <p>Vel Oversigter og Behandlingsoversigt</p>	 <p>The screenshot shows the THS application menu for patient 031214-0FE1, Espresso Frandsen, 9 år. The 'Behandlingsoversigt' option is highlighted in yellow. Other options include 'Min oversigt', 'Klinisk oversigt', 'Indlæggelser', 'Enhedsoversigten', 'Besøgsliste', 'Belægningsoversigt', 'Patientoverblik', 'Patientoversigten', 'Analyseruden', and 'Find patient'.</p>
<p>Vel Visningsvariant Henvising</p>	 <p>The screenshot shows the 'Behandlingsoversigt' page for patient 031214-0FE1. A red box highlights the 'Henvising' option in the 'Visningsvariant' dropdown menu. Other options include 'Forløb', 'Kontakt', and 'Aktivitet'.</p>
<p>Markera áheitanina (ávísingina), sum skal enda</p> <p>og trýst á Afslut</p>	 <p>The screenshot shows a list of referrals under 'Behandlingsoversigt'. A red box highlights the 'Henvísing' entry for 'Henvísing til Psykiatri (Hjúkrunarfræðingur - HJU)'. Another red box highlights the 'Afslut' button at the bottom right of the page.</p>

<p>Er Afslut knøtturinn kámur</p> <p>Halt músini yvir knøttin, boðini sum koma á skíggjan siga, at ávísingin ikki kann avsluttast, tí eitthvørt er planlagt á borgarin.</p>	
<p>Opna vindeyga Patientoversigten, sum er at finna undir Oversigter → Patientoversigten.</p> <p>Markera planlagda aktivitetin og trýst á Slet niðast í høgra horni</p>	
<p>Nú er Afslut knøtturinn virkin</p>	
<p>Vel orsök í kassanum, sum kemur á skíggjan</p>	
<p>Áheitanin er nú enda og kann leitast fram við at trýsta á pílín við Afsluttede henvísingar.</p>	

Um tþrvur er á at lata uppafur eina áheitan

Opna **Afsluttede henvisninger** við pílínum

Vel áheitanina, sum skal latast upp

Trýst á **Genåbn** knøttin, sum er niðast í høgra horni.

